



Donald Payne
PRINCIPLES OF ECONOMICS I(ONLINE) (ECON2301 42221S)

BC Survey - Results 2022 Fall (16-Week - 221S), PRINCIPLES OF ECONOMICS

Dear Instructor,

Below are the 2022 Fall (16-Week - 221S) survey results for "PRINCIPLES OF ECONOMICS I(ONLINE) (ECON2301 42221S)".

The overall indicator is listed first.

The second part of the analysis lists the average values of all individual questions.

Comments are listed at the report's end.

If you have any further questions, please reach out to a member of PIER.

Best regards,

Robert Wood
Assistant Research Analyst
Brazosport College
500 College Drive
Lake Jackson, TX 77566
(979)-230-3189
robert.wood@brazosport.edu

Donald Payne
2022 Fall (16-Week - 221S)
PRINCIPLES OF ECONOMICS I(ONLINE) (ECON2301 42221S)
No. of responses = 3



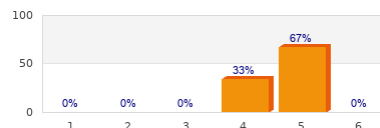
Survey Results

3. Level of Agreeance:

3.1) Instructions for course activities and assignments were clear.	strongly disagree	<table><tr><th>Response</th><th>Percentage</th></tr><tr><td>1</td><td>0%</td></tr><tr><td>2</td><td>0%</td></tr><tr><td>3</td><td>0%</td></tr><tr><td>4</td><td>33%</td></tr><tr><td>5</td><td>67%</td></tr><tr><td>6</td><td>0%</td></tr></table>	Response	Percentage	1	0%	2	0%	3	0%	4	33%	5	67%	6	0%	N/A	n=3 av.=4.7 md=5 dev.=0.6
Response	Percentage																	
1	0%																	
2	0%																	
3	0%																	
4	33%																	
5	67%																	
6	0%																	
3.2) The workload in this course was well distributed throughout the term.	strongly disagree	<table><tr><th>Response</th><th>Percentage</th></tr><tr><td>1</td><td>0%</td></tr><tr><td>2</td><td>0%</td></tr><tr><td>3</td><td>0%</td></tr><tr><td>4</td><td>33%</td></tr><tr><td>5</td><td>67%</td></tr><tr><td>6</td><td>0%</td></tr></table>	Response	Percentage	1	0%	2	0%	3	0%	4	33%	5	67%	6	0%	N/A	n=3 av.=4.7 md=5 dev.=0.6
Response	Percentage																	
1	0%																	
2	0%																	
3	0%																	
4	33%																	
5	67%																	
6	0%																	
3.3) The course was delivered as outlined in the syllabus.	strongly disagree	<table><tr><th>Response</th><th>Percentage</th></tr><tr><td>1</td><td>0%</td></tr><tr><td>2</td><td>0%</td></tr><tr><td>3</td><td>0%</td></tr><tr><td>4</td><td>33%</td></tr><tr><td>5</td><td>67%</td></tr><tr><td>6</td><td>0%</td></tr></table>	Response	Percentage	1	0%	2	0%	3	0%	4	33%	5	67%	6	0%	N/A	n=3 av.=4.7 md=5 dev.=0.6
Response	Percentage																	
1	0%																	
2	0%																	
3	0%																	
4	33%																	
5	67%																	
6	0%																	
3.4) Assessments/exams were based on material covered in assignments, readings, lectures, videos, group activities, etc.	strongly disagree	<table><tr><th>Response</th><th>Percentage</th></tr><tr><td>1</td><td>0%</td></tr><tr><td>2</td><td>0%</td></tr><tr><td>3</td><td>0%</td></tr><tr><td>4</td><td>33%</td></tr><tr><td>5</td><td>67%</td></tr><tr><td>6</td><td>0%</td></tr></table>	Response	Percentage	1	0%	2	0%	3	0%	4	33%	5	67%	6	0%	N/A	n=3 av.=4.7 md=5 dev.=0.6
Response	Percentage																	
1	0%																	
2	0%																	
3	0%																	
4	33%																	
5	67%																	
6	0%																	
3.5) The instructor made learning relevant to my field of study, career, or degree.	strongly disagree	<table><tr><th>Response</th><th>Percentage</th></tr><tr><td>1</td><td>0%</td></tr><tr><td>2</td><td>0%</td></tr><tr><td>3</td><td>0%</td></tr><tr><td>4</td><td>33%</td></tr><tr><td>5</td><td>67%</td></tr><tr><td>6</td><td>0%</td></tr></table>	Response	Percentage	1	0%	2	0%	3	0%	4	33%	5	67%	6	0%	N/A	n=3 av.=4.7 md=5 dev.=0.6
Response	Percentage																	
1	0%																	
2	0%																	
3	0%																	
4	33%																	
5	67%																	
6	0%																	
3.6) The instructor used a variety of instructional methods (examples: group discussions, student presentations, student activities, lab activities, online discussions, video assignments, case studies, etc.)	strongly disagree	<table><tr><th>Response</th><th>Percentage</th></tr><tr><td>1</td><td>0%</td></tr><tr><td>2</td><td>0%</td></tr><tr><td>3</td><td>33%</td></tr><tr><td>4</td><td>33%</td></tr><tr><td>5</td><td>33%</td></tr><tr><td>6</td><td>0%</td></tr></table>	Response	Percentage	1	0%	2	0%	3	33%	4	33%	5	33%	6	0%	N/A	n=3 av.=4 md=4 dev.=1
Response	Percentage																	
1	0%																	
2	0%																	
3	33%																	
4	33%																	
5	33%																	
6	0%																	
3.7) The instructor provided timely feedback on my assignments.	strongly disagree	<table><tr><th>Response</th><th>Percentage</th></tr><tr><td>1</td><td>0%</td></tr><tr><td>2</td><td>0%</td></tr><tr><td>3</td><td>33%</td></tr><tr><td>4</td><td>0%</td></tr><tr><td>5</td><td>67%</td></tr><tr><td>6</td><td>0%</td></tr></table>	Response	Percentage	1	0%	2	0%	3	33%	4	0%	5	67%	6	0%	N/A	n=3 av.=4.3 md=5 dev.=1.2
Response	Percentage																	
1	0%																	
2	0%																	
3	33%																	
4	0%																	
5	67%																	
6	0%																	
3.8) The instructor exhibited professional behavior, treated students respectfully, and used appropriate language during class.	strongly disagree	<table><tr><th>Response</th><th>Percentage</th></tr><tr><td>1</td><td>0%</td></tr><tr><td>2</td><td>0%</td></tr><tr><td>3</td><td>0%</td></tr><tr><td>4</td><td>33%</td></tr><tr><td>5</td><td>67%</td></tr><tr><td>6</td><td>0%</td></tr></table>	Response	Percentage	1	0%	2	0%	3	0%	4	33%	5	67%	6	0%	N/A	n=3 av.=4.7 md=5 dev.=0.6
Response	Percentage																	
1	0%																	
2	0%																	
3	0%																	
4	33%																	
5	67%																	
6	0%																	

3.9) The instructor provided grades within the stated timeframe.

strongly disagree

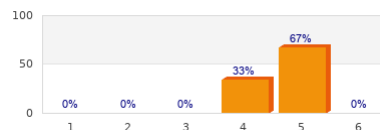


N/A

n=3
av.=4.7
md=5
dev.=0.6

3.10) The instructor was accessible to answer questions and explain material outside of class according to office hours.

strongly disagree



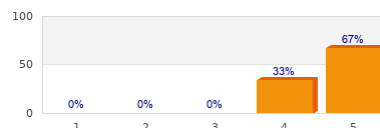
N/A

n=3
av.=4.7
md=5
dev.=0.6

4. Overall Satisfaction With This Course:

4.1) Please rate your overall satisfaction with the learning experience in this course.

Very Dissatisfied



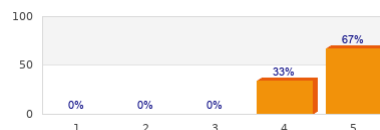
Very Satisfied

n=3
av.=4.7
md=5
dev.=0.6

5. Course Recommendation:

5.1) How likely are you to recommend this course with this instructor to a friend?

Very Unlikely




Very Likely

n=3
av.=4.7
md=5
dev.=0.6

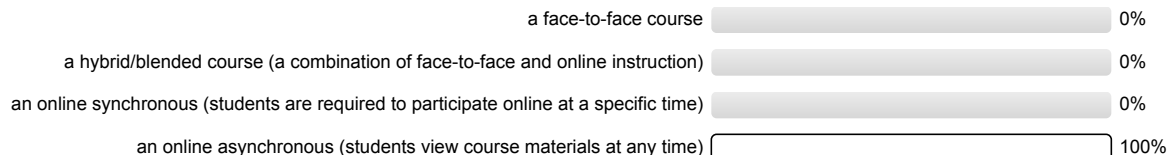
7. Student Demographics:

7.1) How many credits have you completed toward your degree or certificate?




n=3

7.2) This course is instructed as:




n=3

7.3) This term I am currently enrolled in:



n=3

7.4) My current major is:



7.5) I am currently a high school student taking college courses.



Comments Report

6. Open Response:

^{6.1)} What are the strengths of this course?

- I really enjoyed the practice exams before the actual exam. I feel this really helped ensure I knew what was covered on the exam.
- The professor

^{6.2)} What changes would you recommend that would improve this course?

- I would suggest making more videos on how to do some of the math/graph problems. Whenever you made the video about the supply and demand graphs it really helped me understand better.